

PARADISE ALLEY

46 Sport routes,
8-24m in length



**SEA TO SKY
BOLT FUND**
SOCIETY

The hardware on this route was funded by the Sea to Sky Bolt Fund. We are a non-profit society that donates climbing hardware directly to route developers, helping make quality routes a reality for the whole community.

SEATOSKYCLIMBING.CA

DONATE NOW



Access

Parking:

(25 min. drive from downtown)

Drive north from Squamish on Highway 99. Shortly before reaching Chek Canyon, you cross the Big Orange Bridge over Culliton Creek. The parking is 1.5km after this bridge, a large gravel pullout on the left side.

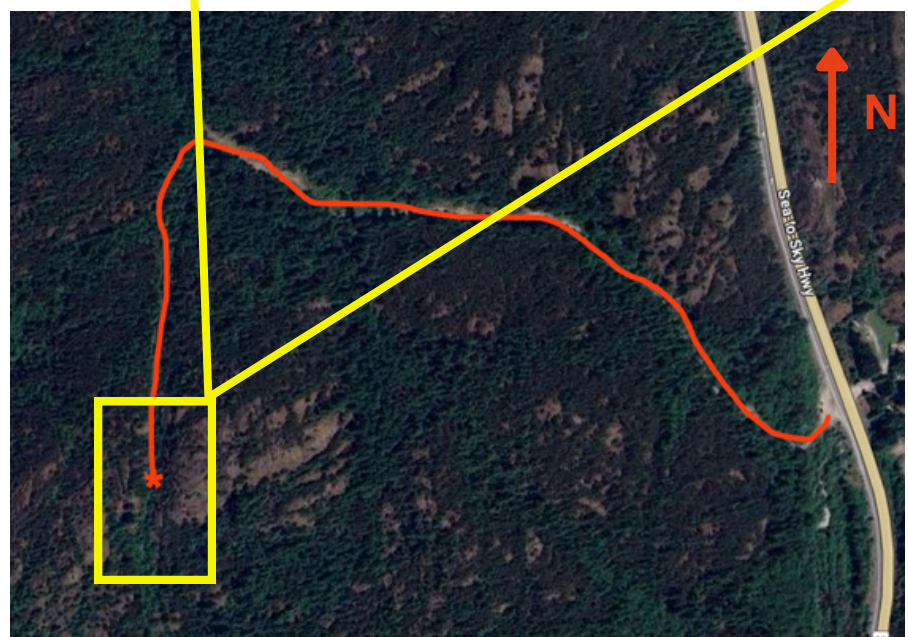
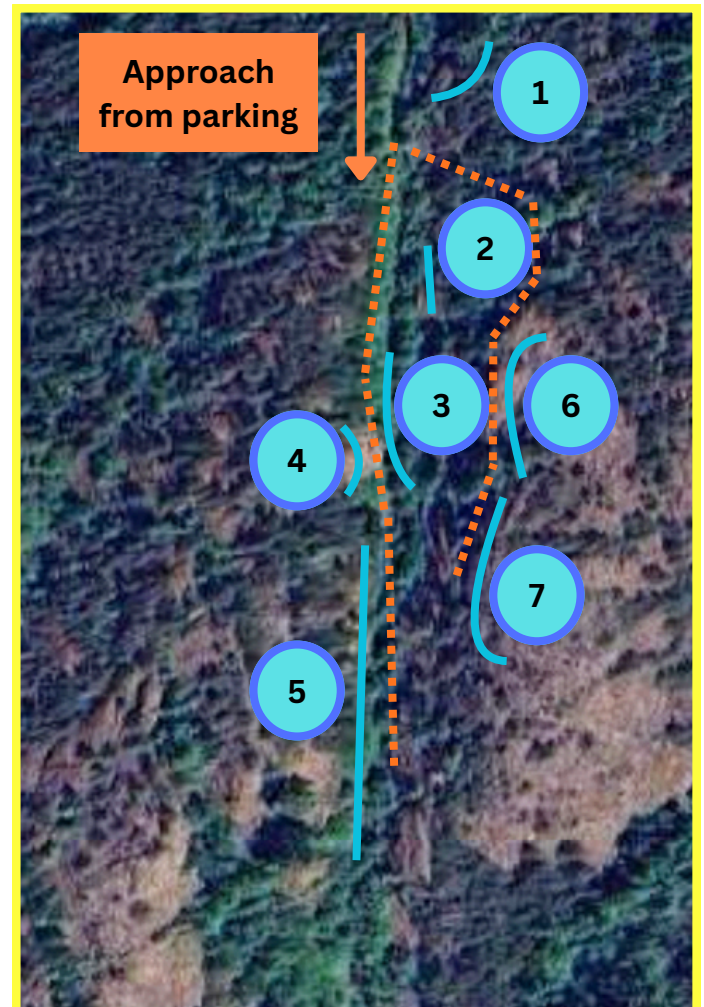
DO NOT TURN directly into it across the highway. An accident could result in the parking being shut down. Instead, drive up to the salt sheds just north of Chek, turn around there, and drive back south.

Keeners can also get there by bike via the Sea to Sky trail.

[Pin for parking](#)

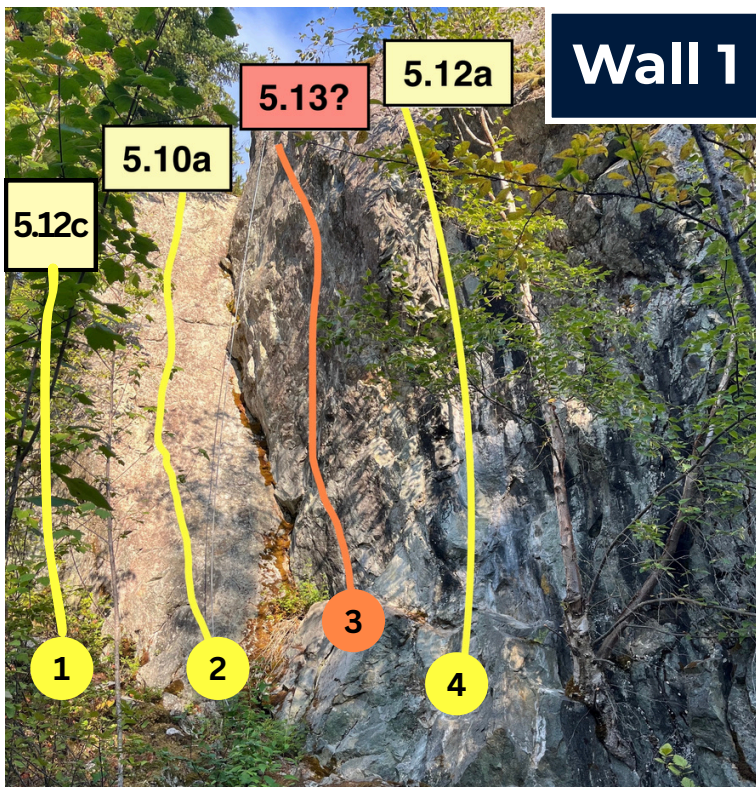
Approach (1.3km, 80m elevation):

Head past the yellow gate and follow the logging road with powerlines along it. After 10-15 minutes you will see another logging road heading uphill to the left, across a small ditch, and the powerline splits off this way too. Follow it to the crag. **15-20 mins.**



Other Info:

- Like all new areas, loose rock is a hazard and some climbs may be a little dusty. Wear a helmet.
- The area is used by other recreationalists including trials bikers, hunters and hikers - please be respectful of them.
- Like Cat lake and Area 44, ticks are common, especially in the spring.
- Top rope access is easiest for Wall 5. Scramble up the loose gully on the right or walk around the left. Use trees to access the edge safely.



1: Operation Fiscal Jackhammer, 5.12c
Combine intricate technique, brute force, and a brave spirit to defeat this climb.

Liam Church, 2025

2: Kickstart Some Crime, 5.10a
Thin face climbing up the slab

Liam Church, 2024

3: Open Project
Prep. Liam Church


4: Señor Leñador, 5.12a
Short and punchy, climb the aesthetic corner and attempt to decipher its bouldery crux.

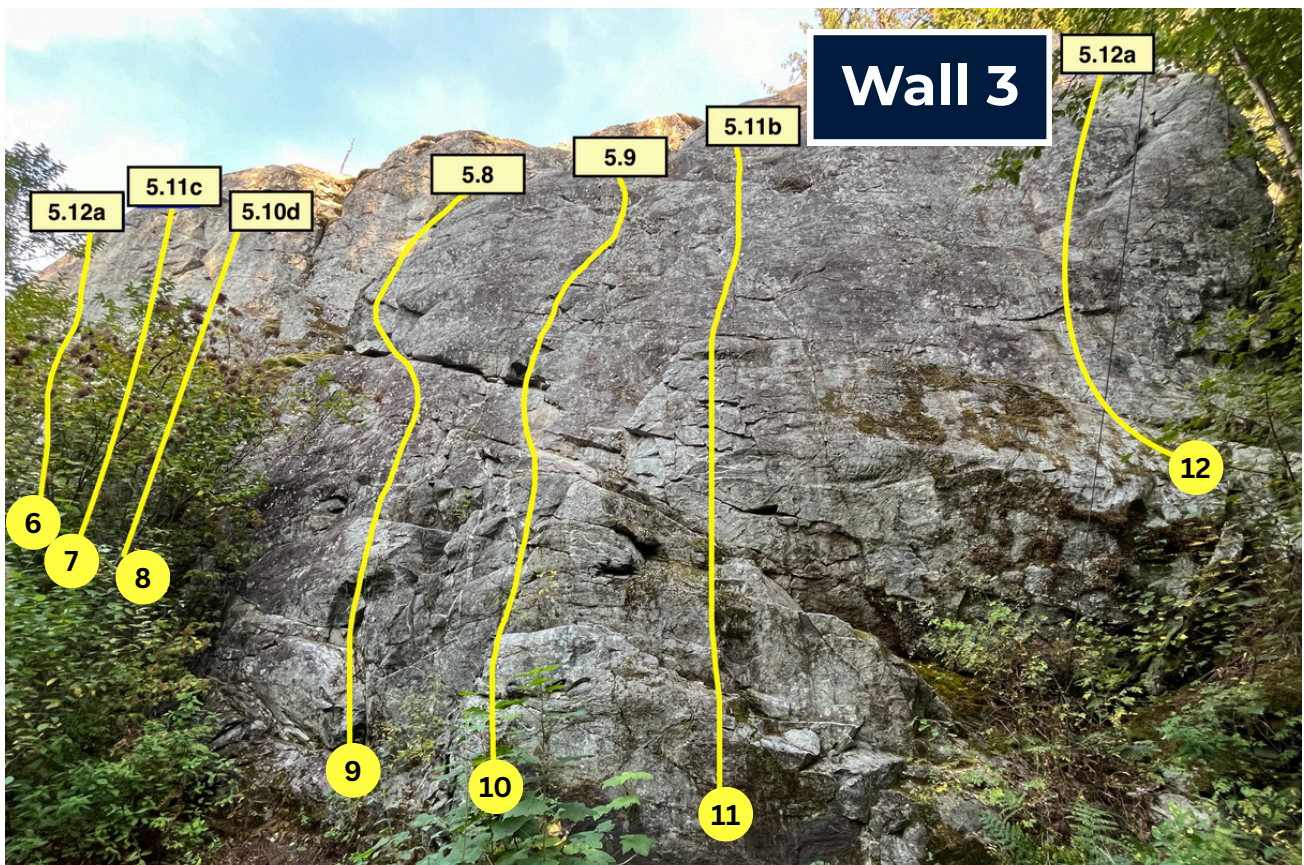
Liam Church, 2024

5: Hammer Time, 5.11c

A trickier-than-expected bottom section leads into powerful moves on smooth stone with a satisfying finish.

Peter Suke, 2025





6: The Matter Baby 5.12a

Tricky over the bulge to great face climbing on small edges.

Rick Willison, 2023

7: Magic Bullet 5.11c

Maybe the best route here? Get on it.

Rick Willison, 2023

8: Algorithm Schism 5.10d

The corner leads to a tough crux to finish.

Rick Willison, 2023

9: Rubber Bandit 5.8

Some fun climbing around bulges.

Rick Willison, 2023

10: Neural Garden 5.9

Fun, easy climbing.

Rick Willison, 2023

11: Crimpanzee 5.11b

Easy climbing to a deceptively hard crux.

Rick Willison, 2023

12: Safety in Numbers 5.12a


Tricky climbing most of the way. Lots of bolts (maybe too many?)!

Rick Willison, 2023

13: Layer Cake 5.11c

Hard move off the ground and a tricky first half. The slabby second half is *chef's kiss*!

Rick Willison, 2023



14: The Gunslinger 5.12c

Hard, thin climbing at the start leads to easier climbing and a nice crack feature. Not bad.


Rick Willison, 2023

15: Sucker for Punishment 5.12b

Maybe the worst climb here? Pretty good climbing higher up is marred by a terrible start on bad rock. You've been warned.

Rick Willison, 2023

Wall 5



16: Bodhi Boy 5.7

Plenty of jugs on one of the easiest routes in the area.

Ryan MacDonald, 2025

17: Nighthawcracy 5.9

Work up the face, easy climbing at the top.

Art Bass

18: No Country for Bold Men 5.10a

Work up the face on small holds and thin seams to reach the easier top half.

Alex Ryan Tucker, 2023

19: Feeble Knievel 5.7

Follow the left leaning crack, taking advantage of the generous hand and footholds all around it.

Georgia Dow, 2024

20: Peeling Fumped 5.9

Trend up and left to a thin finish where it's all about the feet.

Alex Ryan Tucker, 2023

21: Spoonerisms 5.8

Follow good holds through the bottom section then move right at a crux to reach an easy finish.

Nicky Price, 2023

22: Rubber Dinghy Rapids 5.6

Flow up the rippling jugs. A great beginner route.

Alex Ryan Tucker, 2023

23: Figure Eighted and Elated 5.9

Good face climbing on some interesting holds.

Paola Ferrari, 2024

24: Less Talking More Chalking 5.8

Start up the wide crack on good but sometimes hidden holds, then break up the face to finish.

Alex Ryan Tucker, 2025

25: Drunken Sailor 5.11c

A burly lower section and crimpy, balancy crux make for a nice contrast on this route.

Liam Church, 2024

26: It's A Trap 5.11c

The difficulties are shortlived but real on this one, but close bolting makes it approachable.

Prep Willow Rigsby/Alex RT, FA Alex, 2025

27: Not So Neato Mosquito 5.11a

Resist the barn door on the lower section, then get ready for a tricky slab finish.

Paola Ferrari, 2024

28: PO 5.10d

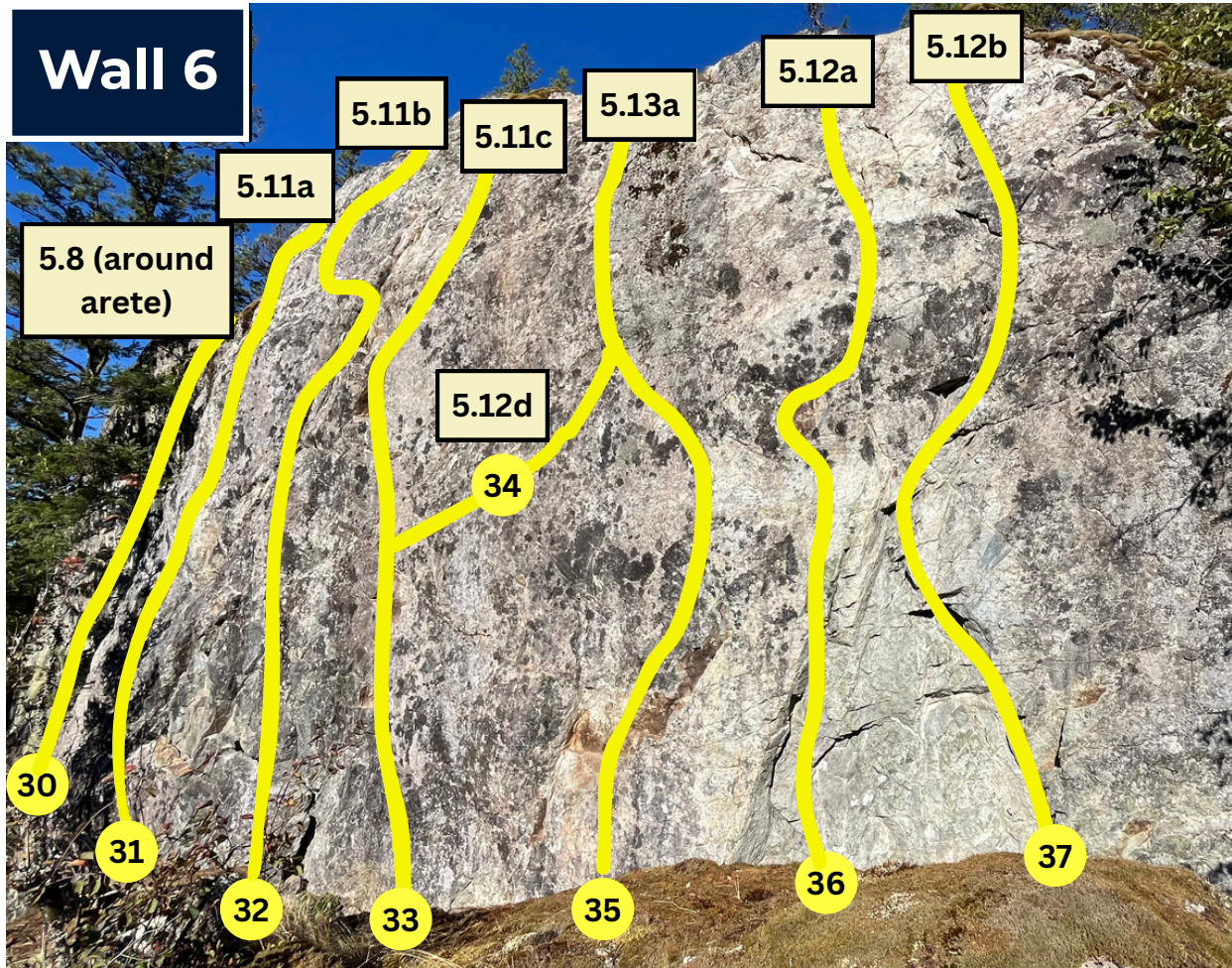
Climb up to a burly crux through the small roof. There are many ways to tackle it.

Willow Rigsby, 2024

29: Under the Wire 5.11b

The overlap offers a slopey crux, which is significantly harder than the rest of the route.

Alex Ryan Tucker, 2023



30: Squishy Boots 5.8

Small but positive holds up the ramp. Fun!

Rick Willison 2023

31: Electric Souper Man 5.11a

A physical start then move left onto the face. Some may say contrived, they'd be right.

Rick Willison 2023

32: The Nightmare of Milky Joe 5.11b

Follow good holds up the crack. Clip a bolt out left, then traverse to a jug near the arete.

Rick Willison 2023

33: The Downstairs Mixup 5.11c

Excellent holds and great movement up the face. Great.

Rick Willison 2023

34: Downstairs Paradise 5.12d

Link Downstairs Mixup into the top of Birds of Paradise.

Rick Willison, 2025

35: Birds of Paradise 5.13a

Thin, delicate climbing on small holds to a big move from the slot and an easier finish. Very good.

Rick Willison 2025

36: Threat Level Midnight 5.12a


Another great route on really nice rock.

Rick Willison 2024

37: Shabooya Roll Call 5.12b

It may be harder. Shares some holds with TLM.

Rick Willison 2024



38: View from the Top 5.12c

The crux at the lip is harder than it looks from the ground!

Rick Willison, 2023

39: Hilltop Grouse 5.12a

Surprisingly easier than its neighbour to the left.

Rick Willison, 2023

40: Open project

Prep Rick Willison

41: Molly's Crab Trap 5.12d

Steep and hard to read, but pretty nice once you work it out.

Rick Willison, 2025

42: Tiers in Rain 5.12c

Tricky start into a cool roof feature. Engaging the whole way. Excellent!

Rick Willison, 2025

43: Gorilla Kibble 5.12b

Up the corner and around onto the face, where a shouldery crux awaits

Alex Ryan Tucker, 2024

44: Bitin' List 5.12b

A hard crux down low above the little roof, and a crimpy one to pass the bulge up high.

Alex Ryan Tucker, 2025

45: In development

Alex Ryan Tucker

46: Hot Salad 5.10c

A weird start up the gully leads to a lovely face climb and the best view at the crag.

Alex Ryan Tucker, 2026

Hilltop grouse is named for the many grouse we encountered and heard while developing the crag. In spring, you will often hear the hooting of sooty grouse, which sounds like someone blowing across the opening of a large jug. This is the male's mating call.

ACKNOWLEDGEMENTS

First, a massive thank you to the friends who supported with scrubbing, belaying, and maintaining the stoke. Seeing them enjoying the early routes while they are still covered in dirt and the crag is a mess reassured us that we weren't wasting your time and that the wall isn't a total pile of choss.

We are also very grateful to everyone who supports the Sea-to-Sky bolt fund, and to Peter Winter who administered the fund while we were working on the crag. We self-funded some routes, but a large share of bolts came from the fund. Without it, developing this many routes would have been impossible - particularly on a student budget. We hope that the wide range of grades means that supporters of all ages and abilities can enjoy this new zone. Please support the fund by donating at the QR code below or clicking the [donate button at this link](#).



SEA TO SKY
BOLT FUND
SOCIETY

The hardware on this route was funded by the Sea to Sky Bolt Fund. We are a non-profit society that donates climbing hardware directly to route developers, helping make quality routes a reality for the whole community.

SEATOSKYCLIMBING.CA

DONATE NOW

